

## Specifications

Item		CF2-0912	CF2-1218
Effective plotting area	X	1,170 mm (46.1")	1,770 mm (69.7")
	No sensor model	1,200 mm (47.2")	1,800 mm (70.9")
	Y	900 mm (35.4")	1,200 mm (47.2")
Motorization X, Y, Z, θ 4 axes DC software servo			
Maximum plotting speed 50 cm (19.7")/s			
Maximum acceleration 0.5G			
Mechanical resolution X: 0.00234 mm Y: 0.003125 mm θ: 0.05625			
Command resolution 0.025 mm (0.001") / 0.01 mm (0.0004") (changeable from operation panel)			
Static accuracy*	Repetition accuracy	± 0.1 mm (0.004")	
	Distance accuracy	± 0.1 mm (0.004") or ± 0.1% whichever is greater	
	Origin repetition accuracy	± 0.1 mm (0.004")	
Maximum thickness of set work TD: 25 mm (1") RC: 20 mm (0.8")			
Work fixation Air suction by a blower			
Receiver buffer size 1MB			
Command MGL-Ilc3 (Support MGL-Ilc)*2			
Interface RS-232C			
Operational environment	Temperature	5 - 40°C	
	Humidity	35 - 75 % Rh (no condensation)	
Power requirement Main unit: 50/60 Hz AC100/120/220/240V (tap changing) Blower: stated separately			
Power consumption Main unit: 300VA Blower: stated separately			
Weight		140 kg (308 lbs)	180 kg (397 lbs)
Dimensions (W x D x H)		1760 x 1600 x 1100 mm (69.3" x 63" x 43.3")	2360 x 1900 x 1100 mm (92.9" x 74.8" x 43.3")

\*1 Accuracy written with a pen where the load is almost non-existent. Guaranteed temperature range is 20 to 25°C  
\*2 A command based on HP-GL.

## Materials that can be processed

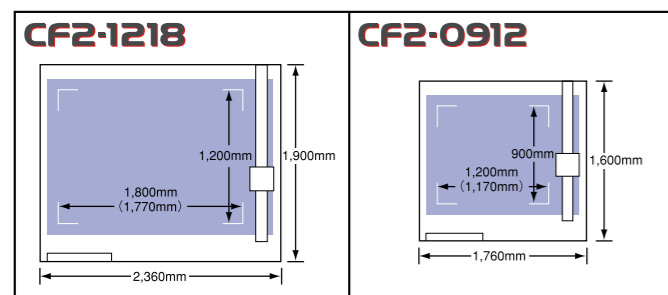
	TD	RC
Corrugated fiberboard (E to B flute)*	●	●
Corrugated fiberboard (AB flute)*	●	●
Coated board for packaging*	●	●
Vinyl chloride for clear package*	●	●
Plastic corrugated fiberboard	●	●
Vinyl chloride sheet for signboard	●	●
Reflective sheet	●	●
Sandblast rubber	●	●
Industrial sheet rubber (3 mm or less)	●	●
Pattern haupt	●	●
Teflon (1.0 to 5.0 mm)	●	●

● : Possible to cut with standard accessories

Note) As the property of the media may vary depending on the material manufacturers, the data above is just a guide. Make sure to perform your own testing.

Note) \* shows material to which drawing of the ruled line is possible

## Size Variation



\* Please install this unit confirming that there is a space of 1,000 mm or more around the unit.

• Some of the samples in this folder are artificial renderings • Specifications, design and dimensions stated in this folder may be subject to change without notice (for technical improvements, etc.) • The corporate and merchandise names written on this folder are the trademark of the respective corporations • Composer's errors reserved

## MIMAKI EUROPE B.V.

Stammerdijk 7E 1112 AA  
Diemen, The Netherlands  
Tel: +31-20-4627-642

info@mimakieurope.com www.mimakieurope.com

## Optional Supply Items / Standard Accessories

Item	Item No.	TD	RC	Remarks
Swivel cutter holder	SPA-0001	■	●	1pc/set no blade
Swivel blade for vinyl sheet	SPB-0001	■	●	3 pcs. / set
Swivel blade for small letters	SPB-0003	●	●	3 pcs. / set
Swivel blade for rubber sheet	SPB-0005	●	●	3 pcs. / set
Swivel blade for reflecting sheet	SPB-0006	●	●	2 pcs. / set
Swivel blade for fluorescent sheet	SPB-0007	●	●	3 pcs. / set
Cutter holder 4N	SPA-0053	■	●	For works of which thickness is 5 mm or less
Cutter holder 2N	SPA-0113	■	●	For works of which thickness is 2 mm or less
High-speed steel blade 30°	SPB-0043	■	■	40 pcs.*5 / set
Carbide blade 30°	SPB-0045	■	■	1 pcs.*3 / set
Titanium-coated blade 30°	SPB-0047	●	●	1 pcs. / set
High-speed steel blade 45°	SPB-0044	●	●	40 pcs.*5 / set
Carbide blade 45°	SPB-0046	●	●	1 pcs.*3 / set
Titanium coated blade 45°	SPB-0008	●	●	1 pcs. / set
Cutter holder 7N	SPA-0054	●	●	For works of which thickness is 7 mm or less
High-speed steel blade 30° 7 mm	SPB-0048	●	●	15 pcs.*5 / set
Cutter holder 10N	SPA-0077	●	●	For works of which thickness is 10 mm or less
Carbide design blade 30°	SPB-0051	●	●	3 pcs. / set
Cutter holder RN	SPA-0055	●	●	
Titanium coated both blades	SPB-0009	●	●	1 pcs. / set For reflecting sheet
Cutter holder JN	SPA-0061	●	●	
Carbide both blades	SPB-0031	●	●	2 pcs. / set For joint sheet
Cutter holder 07	SPA-0114	■	■	
20 mm blade	SPB-0055	■	■	10 pcs. / set For corrugated fiberboard
Carbide blade 17"	SPB-0065	■	■	5 pcs. / set For AB corrugated fiberboard
Creasing roller DN	SPA-0056	■	●	For E corrugated fiberboard
Creasing roller CN	SPA-0057	■	■	For coated board
Creasing roller PN	SPA-0058	●	●	For pleated works
Creasing plate EN	SPA-0067	●	●	For E/B corrugated fiberboard
Creasing plate YN	SPA-0124	●	■	For corrugated fiberboard in general
Pen holder	SPA-0068	■	■	1 pcs. / set
Vacuum unit	OPT-C0199	●	●	120V, 0.51/0.7kw, filter separately available
Vacuum unit	OPT-C0200	●	●	220V, 0.51/0.7kw, filter separately available
Vacuum unit	OPT-C0201	●	●	240V, 0.51/0.7kw, filter separately available
Vacuum unit	OPT-C0205	●	●	120V, 0.51kw, filter separately available
Vacuum unit	OPT-C0206	●	●	220V, 0.25/0.38kw, filter separately available
Vacuum unit	OPT-C0207	●	●	240V, 0.25/0.38kw, filter separately available
Blade tip adjuster	OPT-C0030	●	●	For tangential cutter. Dial type
Blade tip adjuster	OPT-C0066	●	●	For swivel cutter. Dial type

■ : Standard Accessory ● : Optional Item

## Line-up

	Size	Head	Sensor
CF2	0912	TD	with sensor
	1218	RC	without sensor

**Custom** We are prepared to make special equipment that meets your special application requirements. Please consult with our sales.

# CF2 series

# Mimaki



FLATBED CUTTING PLOTTER

TWO SIZES AVAILABLE

RECIPROCAL, TANGENTIAL, CREASING AND SWIVEL CUTTING TOOLS

ACCURATE CONTOUR CUTTING

HALF-CUT FUNCTION

PLUG-IN SOFTWARE INCLUDED

Unmatched Price / Performance

# Flatbed Cutting Plotter with Outstanding Value

MARKET

SIGN GRAPHICS INDUSTRIAL PRODUCTS

Expanding business opportunities with innovation

## UNMATCHED PRICE / PERFORMANCE



- ✓ Two cutting heads available with a wide range of blades to choose from
- ✓ Accurate contour cutting with Mimaki's patented colour photo sensor
- ✓ Mimaki Half-Cut function
- ✓ Repeated cutting up to 5 times changing the pressure to cut thick media with high quality finish
- ✓ FineCut 7 plug-in software included
- ✓ Ideal print and cut solution with UJV160

### TWO CUTTING HEADS AVAILABLE


#### TD Head and RC Head

The two available heads for CF2 series (TD and RC) can be equipped with different kinds of blades depending on the media to be cut. Any suitable blade available on the market can be mounted.

#### TD head



#### RC head



#### Tangential Cutter

The tangential cutter steers the blades as it cuts. The motor controlled blade lifts and turns to start every cut at the exact angle. Both die cutting and half-cutting are possible. The tangential cutter enables cutting materials up to 1 cm thickness. Various materials, ranging from soft to rigid, can be cut.

#### Reciprocal Cutter

The reciprocal cutter is characterised by up-and-down movements of the cutter blade (7000 times per minute) in addition to tangential cutting. It is especially suitable to cut corrugated board, cardboard and foam materials up to 2 cm thickness.

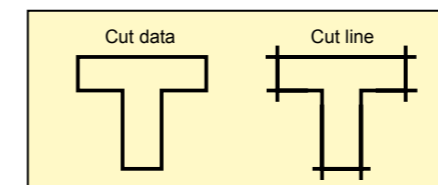
#### Head composition

Head	Tool	Pressure	Remarks
TD	A Pen / swivel cutter	20 ~ 400 g	
	B Tangential cutter	300 ~ 1,500 g	
	C Marking gauge roller	1,000 ~ 5,000 g	
RC	A Pen / swivel cutter	20 ~ 400 g	
	B Reciprocating cutter	1,500 g fixed	Stroke 2 mm maximum vibration 7,000 times
	C High-pressure tangential cutter / Creasing tool	500 ~ 1,500 g	

### USEFUL FUNCTIONS TO SUPPORT CUTTING

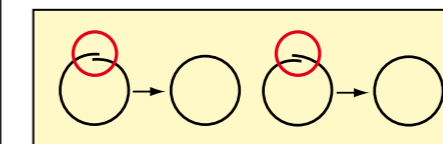
#### Correction of Starting & Ending Points

The starting and ending positions of cutting are corrected, which makes cutting of the media smoother. Adjustable within the range of 0 to 2.5 mm.



#### Circle $\theta$ Correction

Declination of the starting and ending point of a circle cutting caused by thickness or hardness of the media is corrected. This enables cutting a nearly perfect circle.



#### Press Correction

The tool pressure is corrected to ensure complete cutting.

#### Repeated Cutting

The CF2 Series is capable of repeating the cutting up to a maximum of 5 times changing the cutting pressure, with which you can cut even thick materials with a high quality finish.

#### Reverse Cutting

Reverse cutting is possible by applying mark chips to the back surface. From the front surface, the excess cut cannot be seen, making the finish beautiful.

#### Multiple Registration of Cutting Conditions

Cutting conditions such as pressure, speed, correction of starting and ending points, circle  $\theta$  correction, offsets, etc. can be registered for multiple times.

### POSSIBLE APPLICATIONS



Coated board



Sign board



Decorated case



Laminated POP



Toys



Double-faced corrugated board



POP displays

**UJV-160**

**Print & Cut**  
POP displays and sign boards with **UJV-160 & CF2 Series**

**CF2 Series**

**Plug-in Cutting Software [FineCut7]**  
for Illustrator CS/CS2 and CorelDRAW

Using register mark making function, 4 round register marks are made

Print

Round register marks are read and the cutting is made with CF2

Cut

Completion